

THE VERY HUNGRY CATERPILLAR

ACTIVITY SHEET Leaf Threading Game


You Will Need:

Some green card or foam
A hole punch
2 pipe cleaners (one red and one green if you can)
Wool or string
Scissors (ask an adult to help)
Black felt tip pen

with
PITLOCHRY
Festival Theatre
#PFTLightHopeJoy


Step 1.

Cut out a leaf shape from the green card or foam.



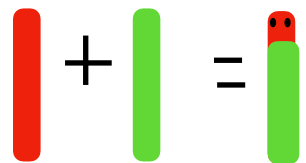
Step 2.

Use the hole punch to make a line of holes all around the leaf for the caterpillar to munch through.




Step 3.

Create a caterpillar by winding the green pipe cleaner around the red one, leaving a red head at the top. You can draw eyes on the head too if you like.



Step 4

Tie one end of the wool or string to the end of the caterpillar and the other end to the leaf. Make sure your string is long enough for the caterpillar to weave in and out of the holes on the leaf.



Step 5.

Enjoy threading your caterpillar in and out of the holes as he munches his way through the leaf.

THAT'S IT! HAVE FUN x